
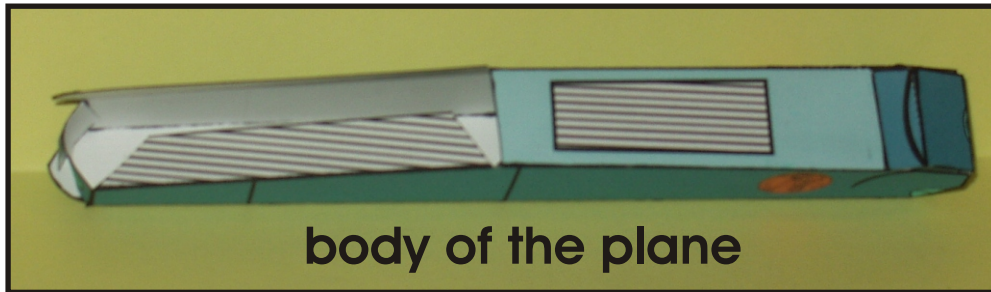
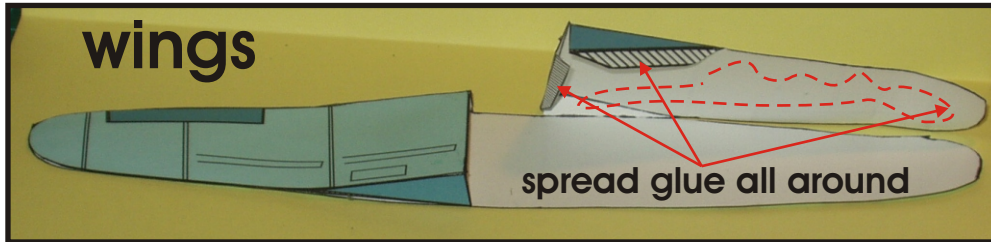



place motors on the wings and place the wings to the body of the plane upside down let it dry good before turning over, at least a few minutes.



KEY TO SYMBOLS

 FLAPS ARE FOR GLUING PARTS TOGETHER

 CUT SHAPES ON THE SOLID LINE.

 SCORE ON DOTTED LINE BY DRAWING OVER THE LINE WITH A BALL POINT PEN. THAT WILL HELP MAKE THE FOLD CLEAN.

CAUTION

**USING SCISSORS CAN BE DANGEROUS
PARENTS PLEASE SUPERVISE, AND JOIN
IN THE FUN.**

*Pat Kelly*TM
model design
copyright 1982-2006